

WLS SCALE Dashboard

Continuing Development

April 2026

OVERVIEW OF OUR PROCESS TO DATE

SOURCES & OUTPUTS

CURRENT DASHBOARD VERSION SAMPLES

CONTINUING PROCESS & GOALS

NEXT STEPS

CONTENTS

Goals & Overview of Our Process to Date

Sources & Outputs That Reflect WLS & MLs Needs

Current Dashboard Version Samples

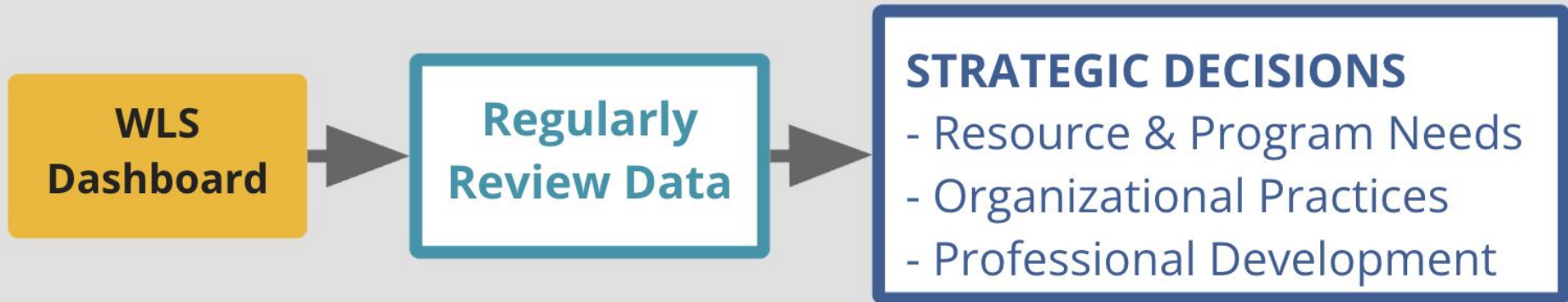
Continuing Process & Development

Next Steps

GOALS

Create a central data repository that will allow WLS staff (initially) and Member Libraries (over time) to gather, view and share data more effectively.

Leverage the data repository to strengthen a data-driven organizational culture at WLS that regularly reviews data trends to inform daily and longer-term strategic decisions



Overview of Our Process

2024

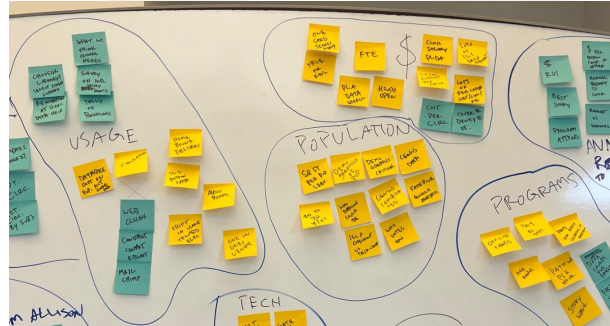
Workshop:
Minimum Standards
for Public Libraries

Data Walk:
A gallery walk of charts on
changes in communities &
libraries in Westchester



2025

Engaging Key Partners:
In-depth discussions with WLS &
Member Library Staff to better
understand their needs & skills



Multiple Workshops:
How to Use the
SCALE Dashboard

2026

Updates & Development:
Addition of Annual data and Additional
Metrics based on staff feedback

Understanding the
residents living across
Westchester communities
is a priority for both
Member Libraries & WLS.

Demographics:
A Key Request for
Assessment and Planning

**Data Review Team >>
Iterative Development of SCALE Dashboard**

The WLS Data Dashboard

Sources

- NYS Annual Report For Public And Association Libraries data compiled in Baker & Taylor Bibliostat Database, 2001 - 2024
- Westchester County Demographics
- ALICE Households

Outputs

- Library Profiles
 - Communities
 - Spaces & Materials
 - Activities
 - Financials
- System-wide Activity
- Library Comparisons of Selected Indicators

SCALE Dashboard

Strategic Community Analytics for Library Evaluation

WLS SCALE Dashboard

Reset Share Edit

HOME COMMUNITY PROFILES LIBRARY PROFILES ACTIVITY FINANCIALS USER GUIDANCE

westchester
LIBRARY SYSTEM
Empowering libraries. Empowering communities.

Create a Library Profile County Demographics Circulation by Library Cardholders Explore the User Guide

The **WLS SCALE DASHBOARD** (Strategic Community Analytics for Library Evaluation) supports WLS and Member Library staff to gather, view, and share data more effectively and regularly in ways that support strategic planning.

READY TO GET STARTED?

Use the navigation menu to explore the dashboard or click on one of the buttons on the top right

Get help in the [USER GUIDE](#)

Learn [ABOUT THE SCALE DASHBOARD](#)

See sample [QUESTIONS](#) and where you might find answers

SCALE Dashboard → **Regularly Review Data** → **STRATEGIC DECISIONS**

- Resource & Program Needs
- Organizational Practices
- Professional Development

For more information, please contact:
Allison Midgley, amidgley@wlsmail.org

Community Profile: Detailed Age Cohorts

PROFILE FOR ZIP CODE

10562

Select a Zip Code

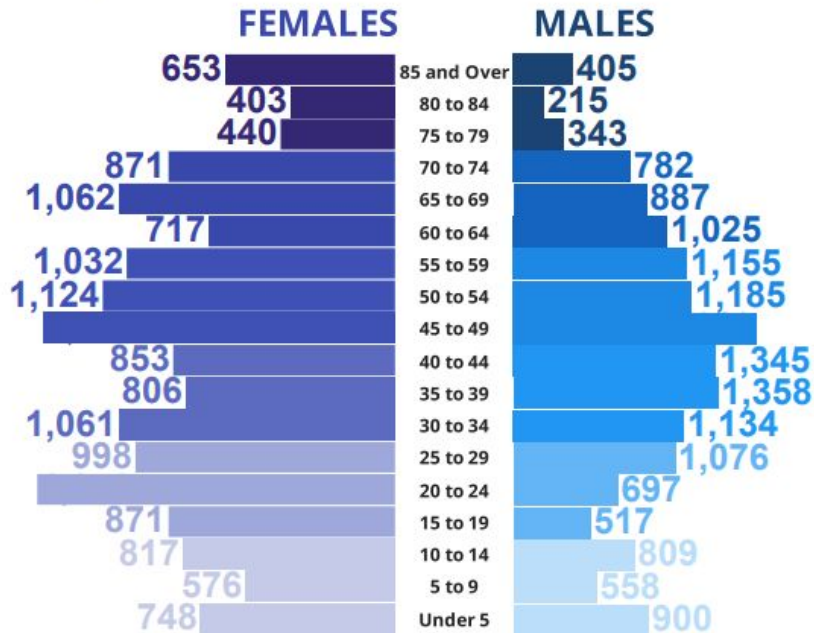
geo_id: 10562 (1) ▾

Households

11,688

Total Population

31,847



Children in School

- in_grades_1_to_4
- in_grades_5_to_8
- in_grades_9_to_12
- in_undergrad_college



Households with Young Children

- one_parent_families_with_young_children
- two_parent_families_with_young_children



Community Profile: Detailed Age Cohorts

Users can

- schedule run and delivery,
- embed,
- link to, and
- download visualizations, and

- download the data behind them.

	A	B	
1	geo_id	10562	
2	male_85_and_over	405	
3	male_80_to_84	215	
4	male_75_to_79	343	
5	male_70_to_74	782	
6	male_65_to_69	887	
7	male_60_to_64	1,025	
8	male_55_to_59	1,155	
9	male_50_to_54	1,185	
10	male_45_to_49	1,613	
11	male_40_to_44	1,345	
12	male_35_to_39	1,358	
13	male_30_to_34	1,134	
14	male_25_to_29	1,076	
15	male_20_to_24	697	
16	male_15_to_19	517	
17	male_10_to_14	809	
18	male_5_to_9	558	
19	male_under_5	900	
20			

Library Profile

2023 PROFILE FOR

Greenburgh Public Library

Select a data year

Year: 2023 (1) ▾

Select a library

Name: Greenburgh (1) ▾

Library Type

Public Special Legislative District

Population Served
4,269

Total Operating Funds
\$4.7M



from local support

Cardholders
23,016



Visits
187,317



Visits per Cardholder
8.14



Total Circulation
357,012

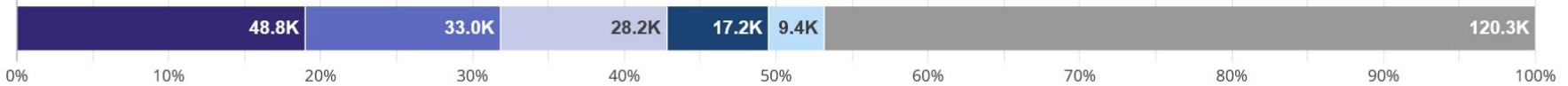


Circulation per Cardholder
15.51



Circulation of Physical & Electronic Material

Legend: Adult Fiction, Adult NonFiction, Other Adult Materials, Juvenile Non-Fiction, Juvenile Fiction, Other Juvenile Materials, Electronic Materials



Total Programs
1,261



Total Program Attendance
28,576



WiFiUse
902,807

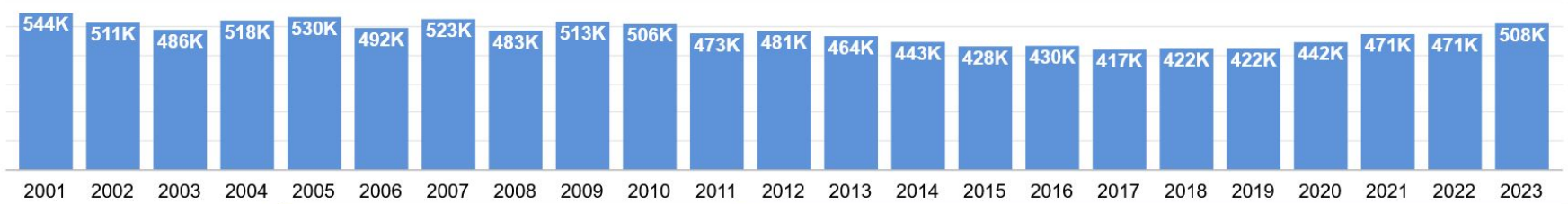


Reference Transactions
44,652



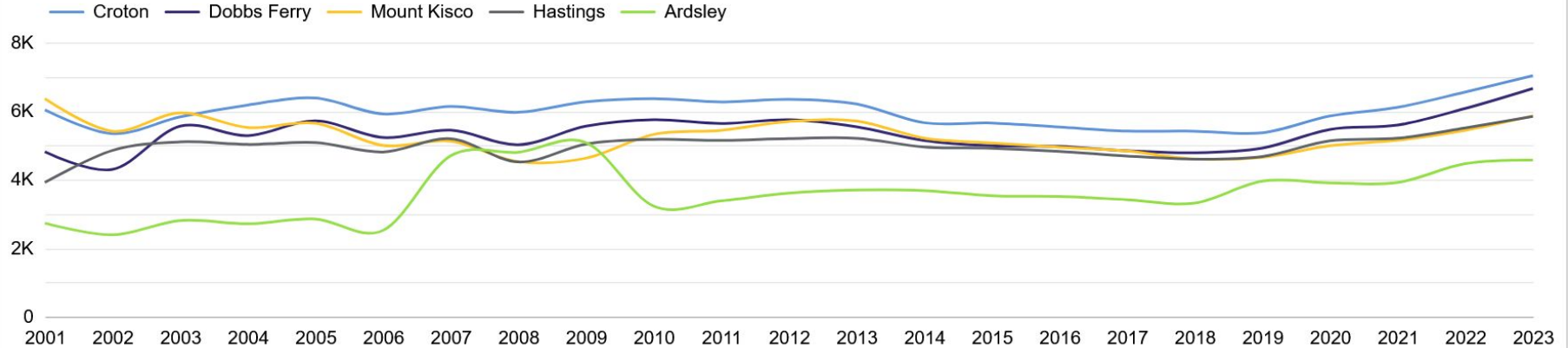
Cardholders Over Time and By Library

Total Cardholders Systemwide



Cardholders by Library

Choose up to 10 libraries to compare. Library Name: Ardsley, Croton, Dobbs Ferry, Hastings, Mount Kisco (5) ▾



Programming

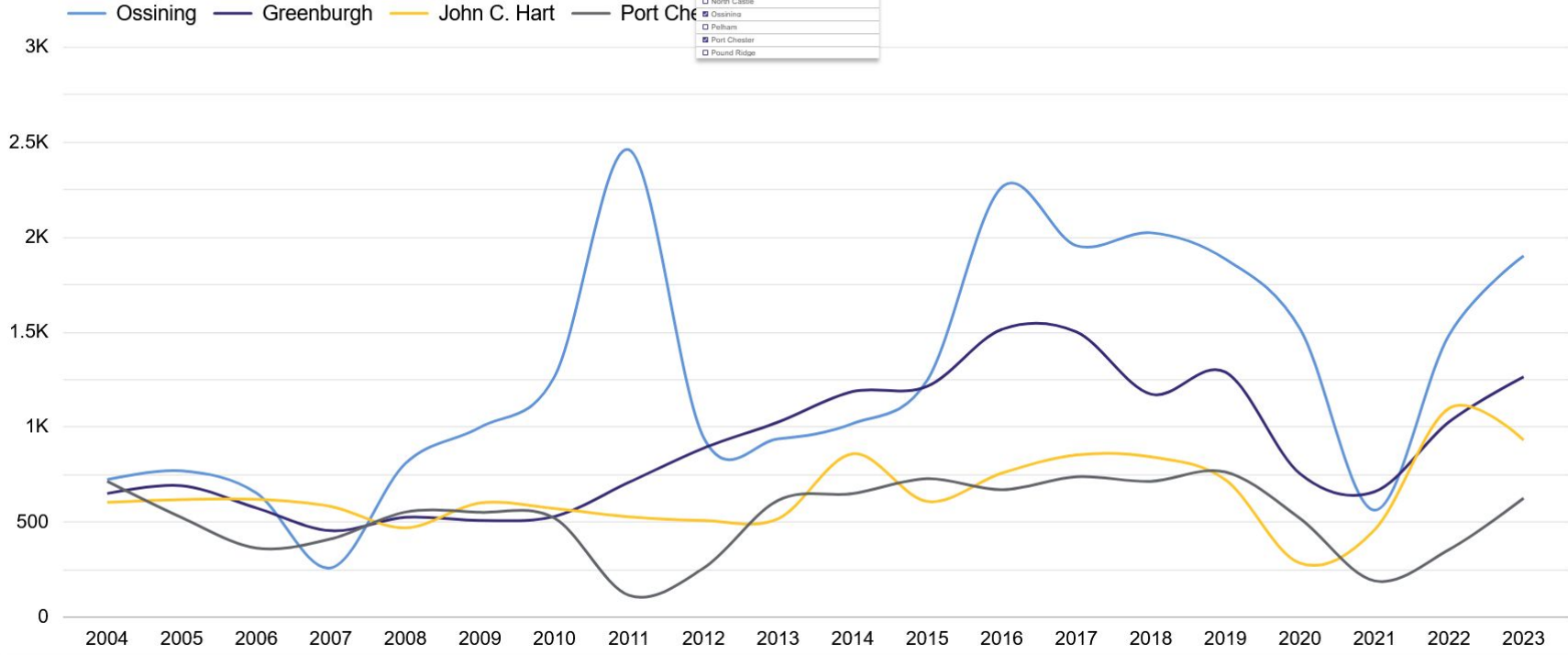
Total Programming by Library

Choose up to 10 libraries

Greenburgh, John C. Hart, Ossining, Port Chester

(4) ▾

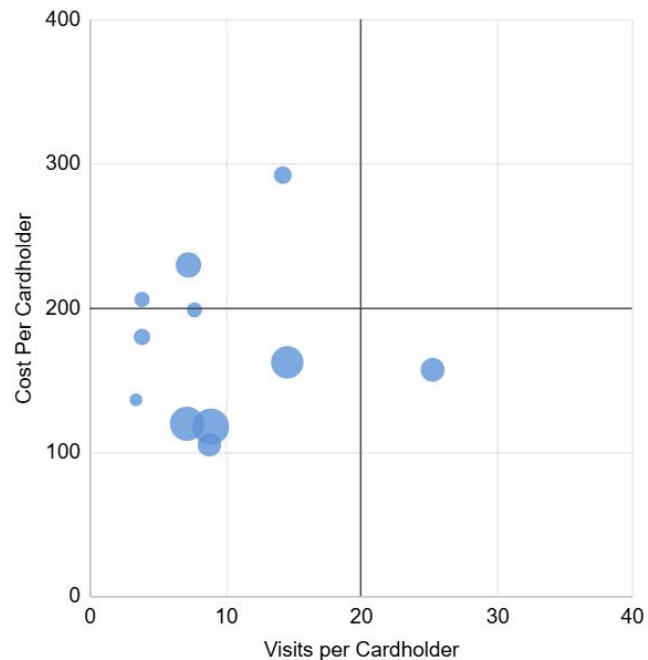
- Greenburgh
- Mamaroneck
- Mount Kisco
- Mount Pleasant
- Mount Vernon
- New Rochelle
- North Castle
- Ossining
- Pelham
- Port Chester
- Pound Ridge



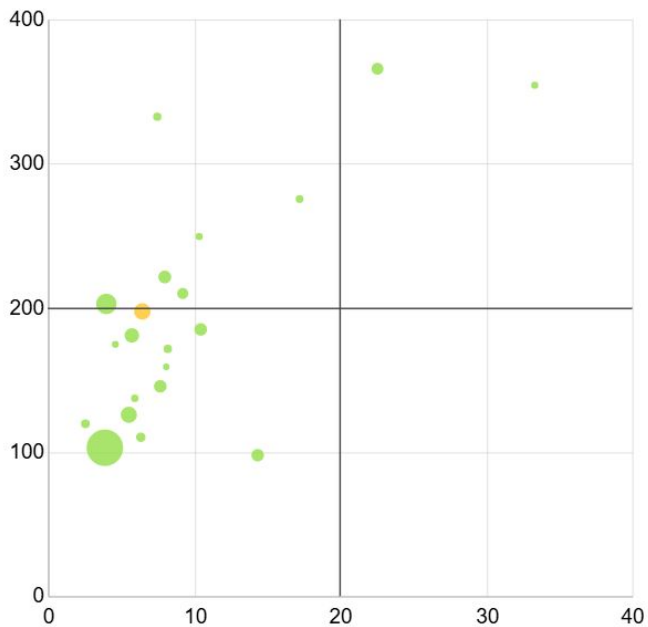
Financials

Cost Per Cardholder vs. Visits Per Library and Type

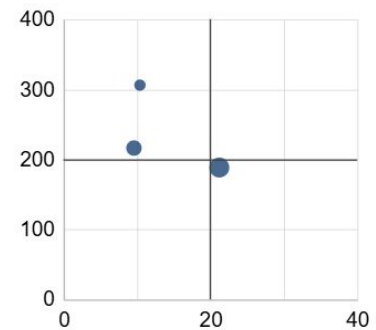
Association Libraries



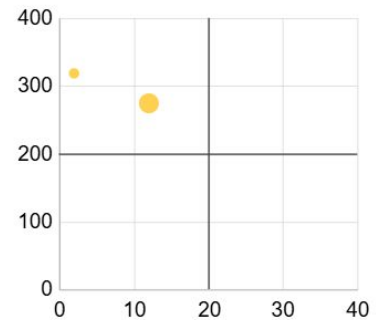
Public Municipal Libraries



School District Libraries



Special Legislative District Libraries



Library Dashboard User Guide

GETTING STARTED

This dashboard contains annual statistics for each member library from 2001 to present, organized into easy-to-navigate sections. Whether you want to track your library's performance over time or compare it with other libraries, this guide will help you find what you need.

> DASHBOARD OVERVIEW

UNDERSTANDING YOUR DATA OPTIONS

Quick Access: [Library Profiles Page](#)

If you want a comprehensive overview of your library's key statistics, start with pages under the **LIBRARY PROFILES** section. This section compiles essential data points for each library in an easy-to-read format.

Continuing Processes for Regular Review of Data Trends



Next Steps

- Expand available data and features on SCALE Dashboard
- Increase the dashboard's user base; ensure the tool meets needs of varied use cases

Try It

 Go to the WLS SCALE Dashboard

 Send feedback