

**westchester**  
LIBRARY SYSTEM

Empowering libraries. Empowering communities.

**Digital Resources: New For 2024**

---

# Agenda

---



[The Shelf](#)



[medici.tv](#)

This link is for platform information only.



**MANGO**

[Mango Languages](#)

All three resources have web browser access and a mobile app.



Empowering libraries. Empowering communities.

# New Resources Poll

---

Which new resources have you used or tested?

- The Shelf
- Medici.tv
- Mango Languages

How did you access them?

- Browser
- Mobile App
- Other
- More than one

# The Shelf

---

- Spanish-language multimedia entertainment
  - One ticket per view: Movies, Performing arts
  - Unlimited viewing: Music, Series, TV channels, Podcasts, Games
- Patrons have 10 tickets per month
- Focus by country of origin or age audiences
- Watch on their app or Chromecast



[The Shelf General](#)  
[Description and Instructions](#)

# The Shelf Access and Marketing

- [The Shelf](#) - use the ***Iniciar sesion*** link to sign in or sign up
- Use the dropdown in the top right corner to select a language.
- [The Shelf Live](#) Free access to Spanish-language courses, interviews, film clubs, book clubs. The Shelf Live events are available at the time of the event for anyone logged in with their card. For example, once a month The Shelf Live has "Noche de Palomitas" (Popcorn night).
- [FAQ](#) en Espanol [FAQ](#) in English
- [Marketing Information](#)
- [Getting Started gif](#)

Use The Shelf Live to create public performances for programming!  
(See the next slide)



# The Shelf Public Performance Rights

---

Almost all recorded titles can be used in a public exhibition at the library.

- At least 14 days before the showing, open a help desk ticket or email [support@wlsmail.org](mailto:support@wlsmail.org) to Allison Midgley's attention. Place a request for prior authorization for a film in their catalog. Include the film title, its URL, and the date that you want to show it. Allison will contact The Shelf representative to get authorization.
- They will create a The Shelf Live event. You can share the link with patrons ahead of time and broadcast the session in the library at the time of the event.
- Any user logged into The Shelf can access The Shelf Live events in the LIVE section of the platform. They do not request library card authentication to access any The Shelf Live online events. The online events at The Shelf Live are open and free to the audience at the library and to those whom you share the link with.

# medici.tv

- Cultural programming
  - Concerts
  - Operas
  - Dance
  - Documentaries
  - Classes
- Recorded and live streaming
- Classical and jazz
- Watch via the app, Roku, or your smart TV
- [Help center](#)



# medici.tv


---

- Each library has its own Medici.tv signin URL. [Find them all here.](#)
- [Marketing Resources](#)
- Getting Started Flyer - coming soon!



# Mango Languages

- [Over 70 world languages](#)
- [English Courses](#)
- [Indigenous and endangered languages](#)
- American Sign Language
- Pirate ;-)
- Conversational methodology
- Use their app or your favorite browser
- [Help Center](#)



# Mango Languages

---

- [Mango Signin Page](#)
- [Mango Marketing](#)
- [Customizable Getting Started Flyer](#)
- Patrons with previous accounts (even from the earlier WLS subscription) can sign right in. New patrons use the ***Sign Up*** link to get started.

# WLS Digital Resources Support

---

## On the IT Wiki

- [WLS eContent Staff Synopsis 2023](#) a printable chart for staff
- [Staff Training and Marketing](#)
- [Patron Support For Digital Resources](#)

Allison Midgley


[training@wlsmail.org](mailto:training@wlsmail.org)

[amidgley@wlsmail.org](mailto:amidgley@wlsmail.org)

# Q & A

---

Your questions?

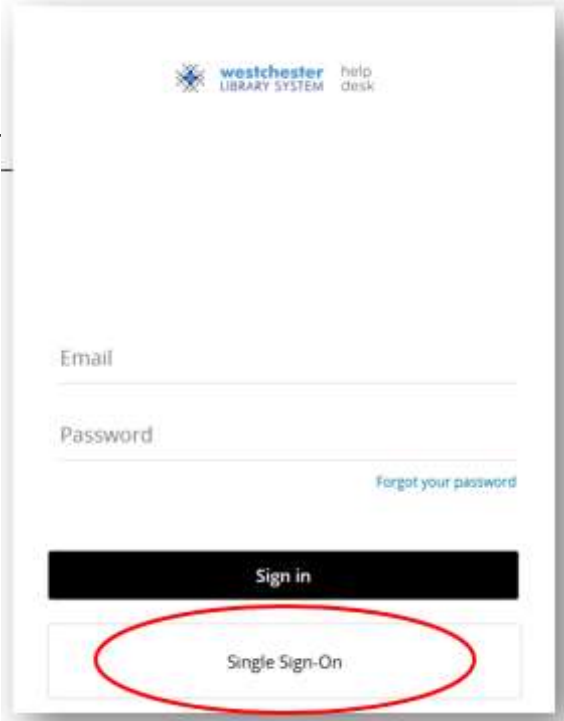


# The Help Desk

---

From any browser,

1. Go to <https://westls.samanage.com>
  2. Scroll down and click **Single Sign-on**
  3. Enter your AD/VDI/Evergreen username in the “long format”  
*firstname.lastname@westchesterlibraries.org*
  4. Enter your AD/VDI/Evergreen password.
  5. Click **Sign in**. The SolarWinds Service Portal displays.
- Use the Knowledge Base to search or browse for articles
  - Submit a ticket
  - View and update your tickets



westchester LIBRARY SYSTEM help desk

Email

Password

[Forgot your password](#)

Sign in

Single Sign-On