



Syndetics Unbound Book Widgets

Agenda

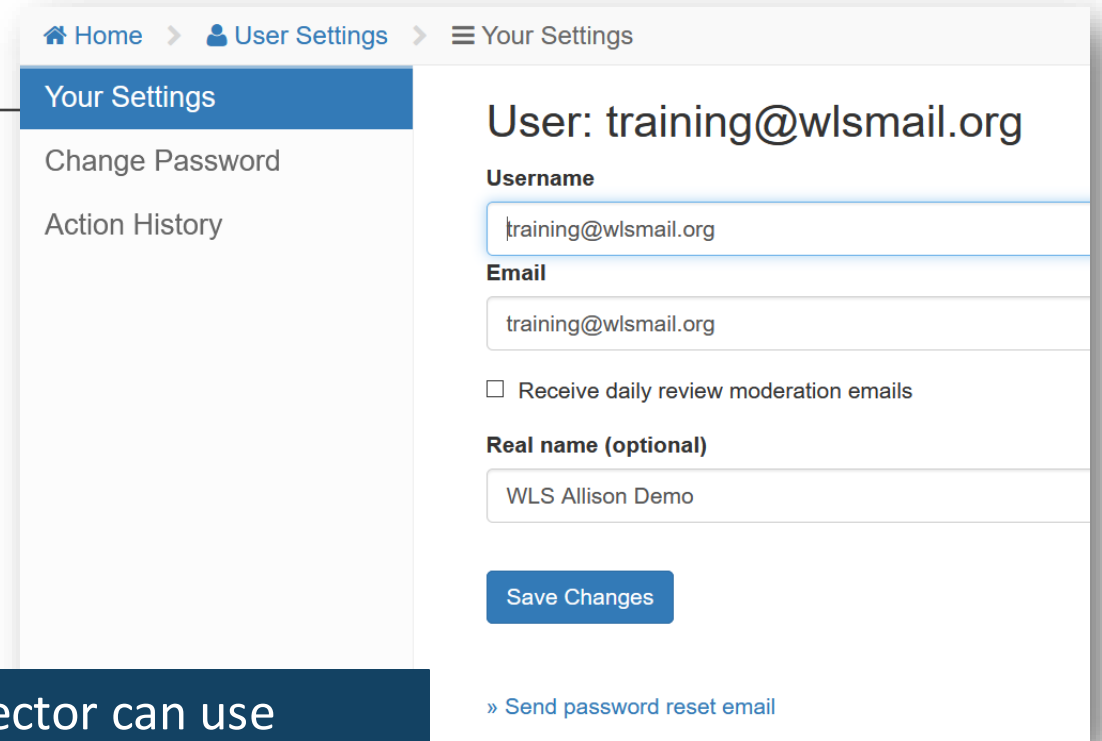
- Accounts and Logins
- Overview
- Delivered widgets
- Custom widgets
- Q&A

Sign Up and Log In

- Each library has one Syndetics Unbound (SU) account
- Talk to your supervisor or director to ask about access to your library's account.*
- Log in at <https://admin.syndetics.com/>
- Settings > Password change

* If your library doesn't have an account yet, your director can use the [Syndetics Library Contact form](#) to sign up.

- After you request an account, you will receive an email to activate it.
- Check your inbox and, if needed, your spam and promo folders



Home > User Settings > Your Settings

Your Settings

- Change Password
- Action History

User: training@wlsmail.org

Username
training@wlsmail.org

Email
training@wlsmail.org

Receive daily review moderation emails

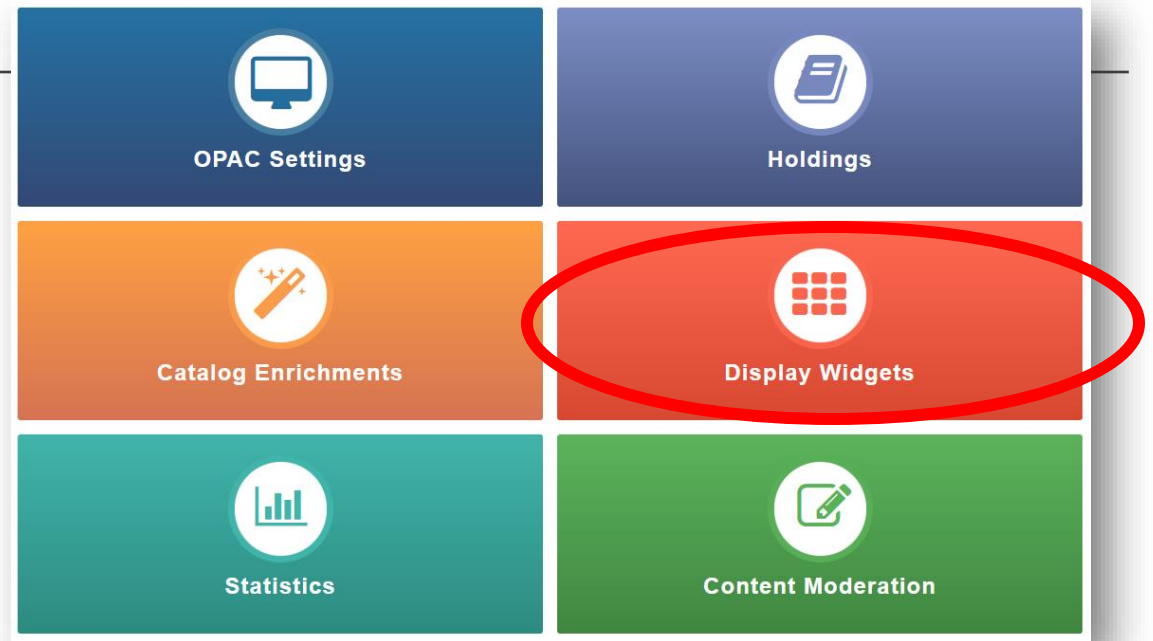
Real name (optional)
WLS Allison Demo

Save Changes

» Send password reset email

Getting Started

- Choose *Display Widgets*
- User Settings for password changes



Getting Started Navigation

- Book Display Widgets list
 - Search
 - Status
 - Edit
- Curated Widgets link
- Create New Widget link

Need Get inspired with curated widgets on our LibGuides page, and easily copy them to your own account.

Book Display Widgets

+ Create new widget

Show 5/5 entries Search: Best

Widget	Display Type	Data Source	Created	Updated	Status	
New York Times Bestsellers	Carousel	Webpage (https://www.amazon.c...)	2021-02-25	2021-02-25	<input type="radio"/> Off <input type="radio"/> Testing <input checked="" type="radio"/> On	edit
New York Times Bestsellers	Carousel	Webpage (https://www.amazon.c...)	2021-02-25	2021-02-25	<input type="radio"/> Off <input type="radio"/> Testing <input checked="" type="radio"/> On	edit
TUN - New York Times Bestsellers	Scrolling	Webpage (https://www.amazon.c...)	2021-02-19	2021-02-24	<input type="radio"/> Off <input type="radio"/> Testing <input checked="" type="radio"/> On	edit
BCD - New York Times Bestsellers	Scrolling	Webpage (https://www.amazon.c...)	2021-02-19	2021-02-19	<input type="radio"/> Off <input type="radio"/> Testing <input checked="" type="radio"/> On	edit
PRV - New York Times Bestsellers	Scrolling	Webpage (https://www.amazon.c...)	2021-02-19	2021-02-27	<input type="radio"/> Off <input type="radio"/> Testing <input checked="" type="radio"/> On	edit
WLD - New York Times Bestsellers	Scrolling	Webpage (https://www.amazon.c...)	2021-02-19	2021-02-24	<input type="radio"/> Off <input type="radio"/> Testing <input checked="" type="radio"/> On	edit

If the Syndetics curated widgets link doesn't take you directly to the Book Widgets page, go to ProQuestLibGuides > Books & Ebooks > Syndetics UnboundBook > Display Widgets at

<https://proquest.libguides.com/syndetics/bookdw>

Syndetics Unbound Curated Widgets

Widgets based on SU added content

- Automatically update
- Include all libraries' holdings

To limit to your library's items, create a custom widget using ISBNs or UPCs

Go to Book Display Widgets dropdown

- NYT Bestsellers
- Public Libraries
 - Recent, Children's Books, Genre
- Monthly themed, for example
 - March: Women's History and Awards
 - September: Rosh Hoshana, Fall Food & Cooking
 - LatinX History Month

Syndetics Unbound

Home

Content

Unique Features

Book Display Widgets

Book Display Widgets

Making Book Display Widgets

New York Times Bestsellers

Book Lists

Book Display Widgets

Book Display Widgets supply to each item's record in your

Check out the pages on the E Admin account. Then use it o

Making Book Display Widge

Need some help getting start

Book Display Widgets are ma step instructions, product tra

New York Times Bestseller

SU Book Display
Widgets Start

Widgets – How to Start


- Clone a curated Book Display Widget from the dropdown and follow the prompts to get started quickly
- Clone one of your widgets to modify it and create a new one
- Create a new widget to choose a data source and proceed





Widgets - Verify Results


1. Verify that Filter to holdings is OFF
2. (optional) See Details to modify results to include or exclude titles
Use this to verify and include only your own titles


Select a Data Source


 **ISBN**
List of ISBNs


 **UPC**
List of UPCs


 **ISSN**
List of ISSNs


 **Webpage**

 **Genre**

 **Series**

 **Awards**

 **Publication Date**

 **Random**



Genre

Filter To Holdings OFF

2 Results

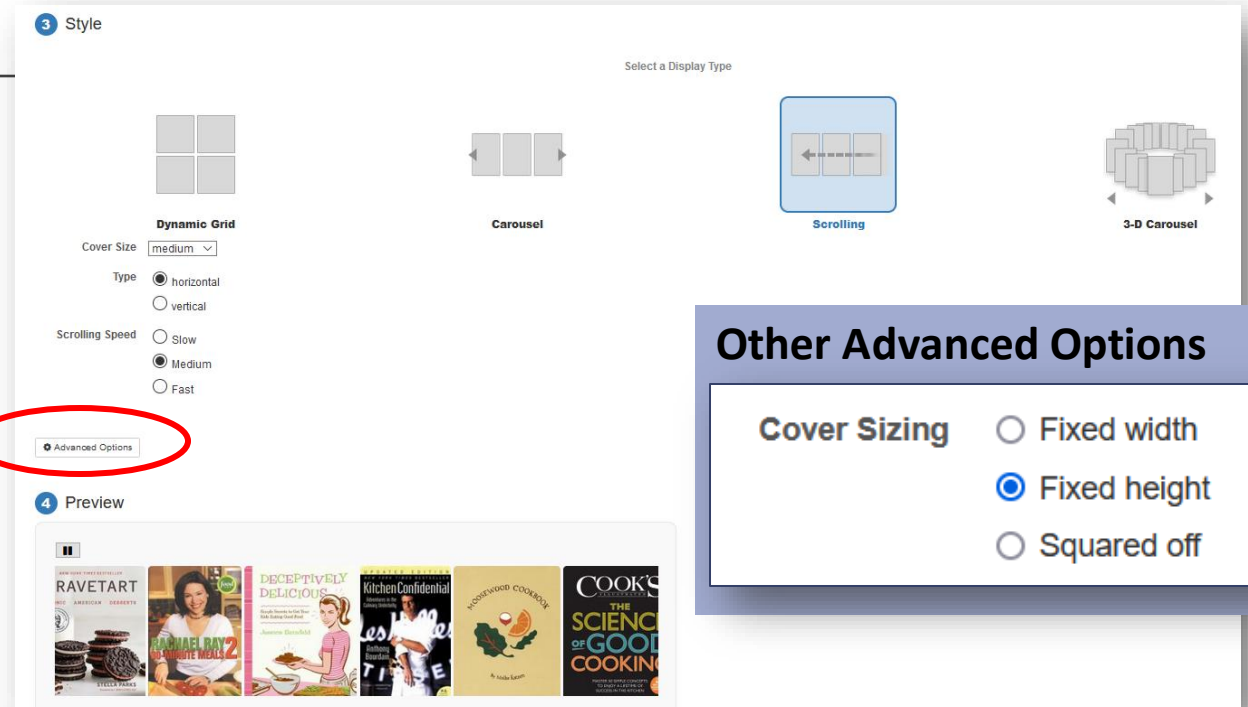
Found 200 items.
Excluded 0 items.
Annotated 0 items.

[See Details](#)

	ISBN	Title	Author	Pub. date	Call number	Annotations	Catalog URL	Image	Image Source	Controls
1	1250766567	Firekeeper's daughter	Bouley, Angeline			<input type="text"/> Save annotation	https://catalog.westchesterlibraries.org/eg/opac/results?query=1250766567&dtype=keyword&fl.search_format=blccg-1		Syndetics	<input type="button" value="Exclude"/> <input type="button" value="Include"/>
2	0525478817	The fault in our stars	Green, John 1977-	2012-01-01		<input type="text"/> Save annotation	https://catalog.westchesterlibraries.org/eg/opac/results?query=0525478817&dtype=keyword&fl.search_format=blccg-1		Syndetics	<input type="button" value="Exclude"/> <input type="button" value="Include"/>

Widgets - Style

1. Choose a display type
2. Modify it to match your display needs, such as cover size, number of covers (the options are style-dependent)
3. Check Advanced Options
4. Preview

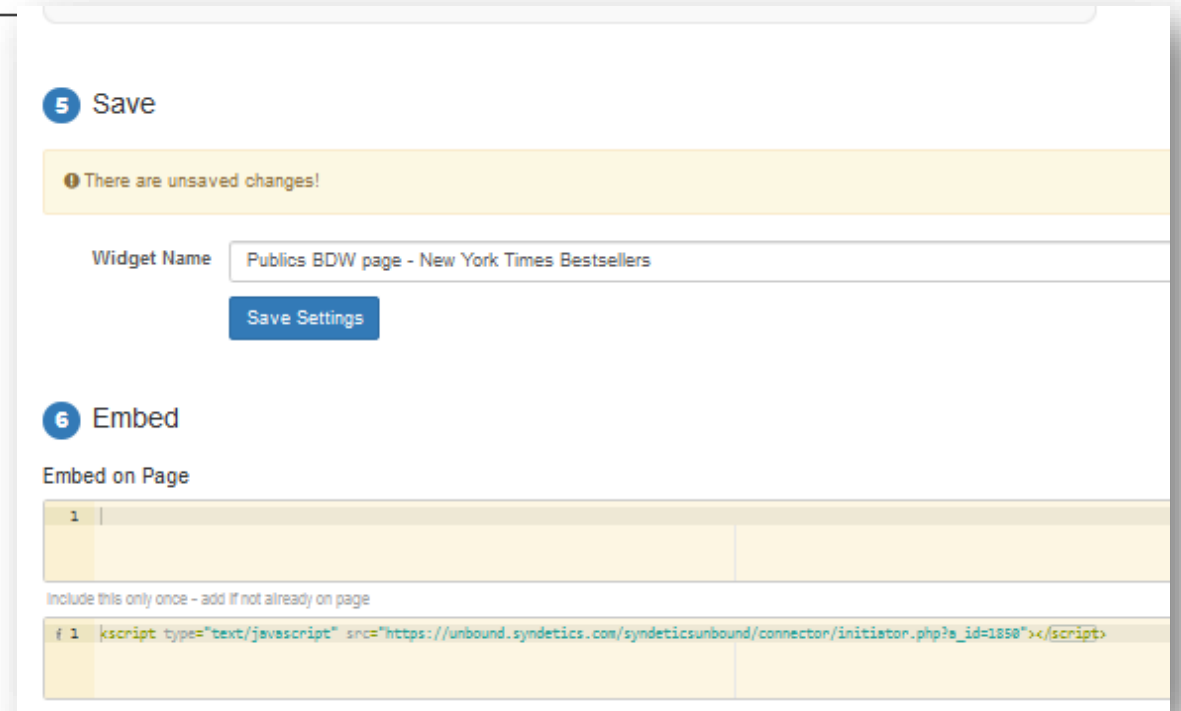


Verify the link to the public catalog. Go to *Advanced Options* > *Custom Link URL*:

<https://opac.westchesterlibraries.org/Union/Search?view=list&lookfor=UNBOUNREPLACE&searchIndex=Keyword&searchSource=local>

Widgets – Save and Get Code

1. Enter a name
Important: Begin the name with your 3-letter library code so that you can search for them later.
2. Save Settings.
3. Copy the code to embed
 1. Widget code
 2. Script code (only the first time on page)



The screenshot shows a web interface for configuring a widget. It is divided into two main sections: '5 Save' and '6 Embed'.

5 Save

- A yellow warning banner at the top says "There are unsaved changes!".
- A text input field labeled "Widget Name" contains the text "Publics BDW page - New York Times Bestsellers".
- A blue button labeled "Save Settings" is positioned below the input field.

6 Embed

The "Embed on Page" section contains a code editor with a line of JavaScript code:

```
1 | <script type="text/javascript" src="https://unbound.syndetics.com/syndeticsunbound/connector/initiator.php?e_id=1858"></script>
```

Below the code editor, there is a note: "Include this only once - add if not already on page".

Get a Static Image

To get a static image to share on social media or in a newsletter

- After saving, copy the code at the bottom of the page for social media or newsletters, or websites that don't accept Javascript.
- OR
- Mouse over a SU BDW to see and click the camera icon. Then follow the prompts to get a link or download.

Share Images

Social Media

f t @

<http://tfl.librarything.com/forlibraries/images/bdw/7417/33725/facebook.png>

Newsletters

```
f 1 <a href=""></a>
```

Use this HTML if you would like to link to an always current picture of the widget. Note that each time you save the widget or its data is updated, this picture may change.

Easy Share

Get an image to share on Facebook or Twitter

100%

✕



✕

Cloning or Updating Your Widgets

In the widget list, click a widget name or *Edit* to open the widget and

- Clone it, change Source and create a new widget
- Use See Details to exclude specific titles by topic, publication date, cover image
- Update List of ISBNs, UPCs, etc.

WLS - Films of Wes Anderson

Clone this widget

Delete this widget

select one
Recent Fiction
Recent Nonfiction
Art & Design
Biography & Memoir
Business
Children's Books
Christian Fiction
Fantasy
Fiction
Food & Cooking
Graphic Novels
Health & Wellness
History
Home & Garden
LGBT
Mystery
Nonfiction
Religion & Spirituality
Romance

Genre

Recent Fiction

Data for BookDisplay widget

Include items without Syndetics cover image Off

Toggle List of ISBNs

Show 100 entries

#	ISBN	Title	Author	Pub. date	Call number	Annotations	Catalog URL	Image	Image Source	Controls
1	000780200	The Invention of Solitude	Maria Montez	2000-01-01		<input type="text"/> Save annotation	http://mylibrary.catalog.com/search/results?ip=000780200		Syndetics	<input type="button" value="Exclude"/> <input type="button" value="Include"/>
2	0765307665	The Inhabitant of Icarus	Schwab, Victoria	2000-10-06		<input type="text"/> Save annotation	http://mylibrary.catalog.com/search/results?ip=0765307665		Syndetics	<input type="button" value="Exclude"/> <input type="button" value="Include"/>
3	030531119	Weather	Jerry O'Flaherty	2000-01-01		<input type="text"/> Save annotation	http://mylibrary.catalog.com/search/results?ip=030531119		Syndetics	<input type="button" value="Exclude"/> <input type="button" value="Include"/>
4	020521142	The Glass Hotel	Mandel, Emily St. John	2000-03-04		<input type="text"/> Save annotation	http://mylibrary.catalog.com/search/results?ip=020521142		Syndetics	<input type="button" value="Exclude"/> <input type="button" value="Include"/>

Genre Widgets

- Choose the source *Genre* and a type from the dropdown
 - Recent Fiction or Recent Nonfiction
 - Children's Books
 - Fiction or nonfiction topic
- Click *See Details*. The *Data For Book Display* window opens
- For recent titles, sort the list by Publication Date oldest to newest and exclude titles older than your cut-off date

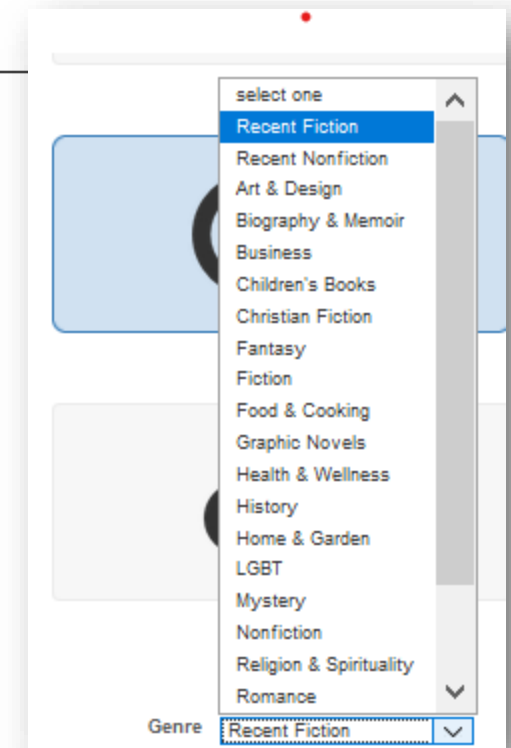
Data for BookDisplay widget

Include items without Syndetics cover image Off

Toggle List of ISBNs

Show 100 entries

	ISBN	Title	Author	Pub. date	Call number	Annotations	Catalog URL	Image	Image source	Controls
1	000700000	The Mirror and the Light	Hilary Mantel	2000-00-00		<input type="text"/> Save annotation	http://mylibrary.org/mysearch/results?top=000700000		Syndetics	<input type="button" value="Exclude"/> <input type="button" value="Include"/>
2	016532750	The Invisible Life of Abigail	Sarah Waters	2000-10-00		<input type="text"/> Save annotation	http://mylibrary.org/mysearch/results?top=016532750		Syndetics	<input type="button" value="Exclude"/> <input type="button" value="Include"/>
3	000001119	Weather	Jerry Ontz	2000-01-01		<input type="text"/> Save annotation	http://mylibrary.org/mysearch/results?top=000001119		Syndetics	<input type="button" value="Exclude"/> <input type="button" value="Include"/>
4	000001142	The Glass Hotel	Mariko Mori, Emily St. John	2000-00-00		<input type="text"/> Save annotation	http://mylibrary.org/mysearch/results?top=000001142		Syndetics	<input type="button" value="Exclude"/> <input type="button" value="Include"/>



Custom Widgets

- Use a *List of* data source
 - ISBNs, UPCs, ISSNs
- Enter ISBNs, separated by commas
 - Paste a list
 - Search the catalog >Title Details screen>View MARC tab>Copy and paste ISBN into widget creator page
- To include only YOUR ITEMS, limit search to your library

Custom widgets, such as List of ISBNs, don't auto update

Multi Widgets

1. Create widgets
2. Go to *Multi-Widgets*
3. Click *Include a widget* to add individual widgets
 - Use a consistent display type and size
 - If needed, open each widget to make changes
4. Style - Add a title, choose tabbed or dropdown display, and optional height and width
5. Save
6. Copy the embed code

Book Display Multi Widget Configuration

Step 1. Select widgets to include


Select widgets to add to this multi widget. Once added, you can sort them by dragging them to a new position in the list.

[Include a widget](#)

Display Title	Display Type	
WLS - New York Times Bestsellers	Scrolling (auto, medium)	Open Remove
WLS- Recent Fiction	Carousel (shelf, small)	Open Remove
WLS- Cook With Us!	Carousel (s	Open

Westchester Library System New and Notable

WLS - New York Times Bestsellers WLS- Recent Fiction WLS- Cook With Us!



Questions?



Use the Help icon in the top right corner of the widget creation page

- [ProQuest Syndetics Unbound How To Make a Book Display Widget video](#)
- [How to Use "Get this Widget" with Syndetics Unbound](#)

Allison Midgley

- Training@wlsmail.org
- Support@wlsmail.org