





Patron and Staff Wireless Equipment

	<p>Meraki Access Point (AP)</p> <p><i>Mounted on library ceiling or wall</i></p>
	<p>TP-Link Switch</p> <p><i>Connect & power AP</i></p> <p>[not in all libraries]</p>
	<p>Cisco ASA</p> <p><i>Provides network connection & routing</i></p>
	<p>Optimum/Cablevision Modem</p> <p><i>Provides Internet connection</i></p> <p>There are many different types of modems used throughout Westchester County</p>

Patron and Staff Wireless

(Staff Eyes-Only Document)

The new WLS Patron and Staff wireless is powered by Cisco Meraki and provides the latest in Enterprise-class technology. The outcome of this installation is a faster connection, greater user capacity, more coverage, fewer issues and greater ability for remote support.

How to Connect:

Patron Wireless

1. Search for the wireless ID labeled *name of public library*.
2. Connect to the wireless ID.
3. Launch your browser to connect.
4. Click the green "Continue to the Internet" button

Secure Staff Wireless (network not shared with patrons)

1. Search for the wireless ID labeled *StaffSecure*.
2. Connect to the wireless ID.
3. Enter the password: _____
4. Launch your browser to connect.
5. At the "Welcome to the StaffSecure" login page type
Username (your Active Directory username)
Password (your Active Directory password)
6. Click "Sign In"